

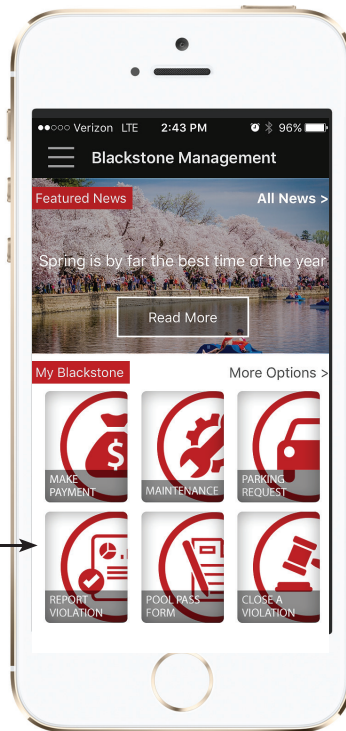
# REPORT A VIOLATION

Tracking owner violations is an essential responsibility of any community or property association. Blackstone Management has developed proprietary, industry-leading software to streamline this task. Report violations immediately, right on location with your mobile device using the Blackstone Management App. Access to the violations reporting portal is also available from your desktop through “My Blackstone”.

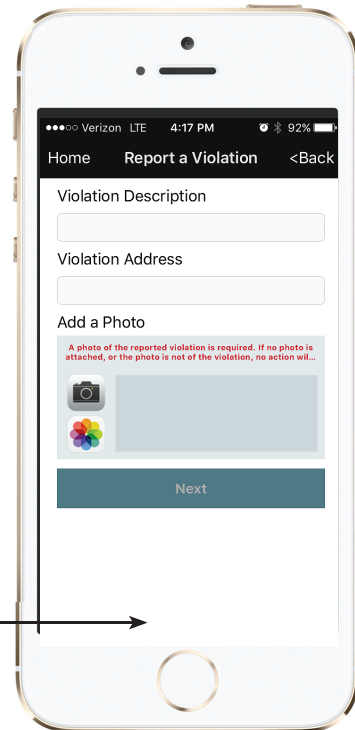
## 1. DOWNLOAD THE BLACKSTONE APP:



## 2. TAP “REPORT A VIOLATION”



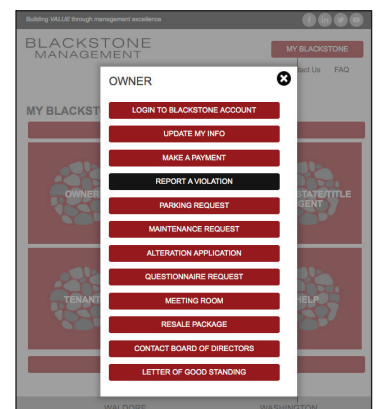
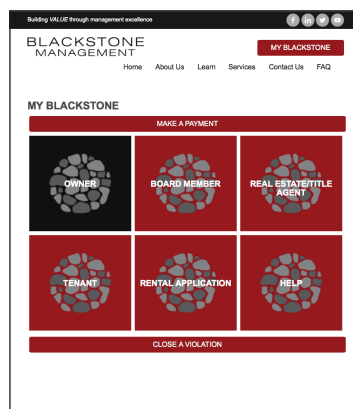
## 3. Complete Violation Form & add photo



## REPORT A VIOLATION FROM ANYWHERE\*

1. Visit [www.BlackstoneAM.com](http://www.BlackstoneAM.com)
2. At the top right of the page, click “My Blackstone”
3. Choose OWNER, TENANT, or BOARD MEMBER
4. Click “Report a Violation”

*\*INTERNET ACCESS REQUIRED*



# REPORT A VIOLATION

---

## 4. COMPLETE THIS VIOLATION FORM.

**\*IMPORTANT NOTICE:** Your name and personal information **WILL NOT** be shared with the violator! It is only required for internal administrative purposes.

BLACKSTONE MANAGEMENT

Home About Us Learn Services Contact Us FAQ

MY BLACKSTONE

### Report a Violation

Fields mentioned with \* are required!

**Violation\***

**Address of Violation\***

**Name\***

**Phone\***

**Email\***

This information is for administrative use only. It will not be shared with the violator.

**Add a Photo\***

Choose a file

ADD MORE FILES

At least one photo is required for submitting a violation.

## 5. ADD A PHOTO

Visual proof of the violation is very important. Each violation report requires at least one photo. Add photos here.

## 6. Click “Submit Violation” for the final step. Blackstone Management will receive your notice and appropriate action will be taken.